



# Virtual Parent Workshop General Technology for Home Learning

Local District East

Parent And Community Engagement (PACE) Unit



## Local District East



### Parent And Community Engagement (PACE) Unit



*Welcome!*

**Elsa Tinoco, Parent and Community Engagement Administrator**  
**Laura Bañuelos and Veronica Ciafone, Parent Educator Coaches**  
**Jackie Carrillo and Marta Galicia-Garcia, Local District East**  
**Community Representatives**

## Today's Parent Workshop

- Thank you for joining us!
- We will cover information about general technology, learning apps, and other resources to support students' learning at home.
- Please use the Q & A  feature to ask questions.
- We will have a *Question & Answer* session at the end. 



## Access to this Presentation

- We invite you take pictures of slides.
- This information will be available to school staff.
- We will post this presentation on the



**Local District East Parent and Community  
Engagement PACE Website Link:**

**[bit.ly/LDEastPACE](https://bit.ly/LDEastPACE)**

**Or <https://achieve.lausd.net/Page/9211>**

# Learning Objectives

Participants will learn about:

- Using the Parent Portal to access Schoology
- Viewing student's information on Schoology (recent grades, overdue, and upcoming assignments) through the Parent Portal
- Accessing resources and phone numbers to call for assistance
- Accessing Clever, ST Math, and Google Classroom
- Available online learning sites and other resources

## Parents Accessing Schoology through the Parent Portal



## Accessing Schoology through the Parent Portal

Parents who have registered for the Parent Portal (and have linked their children) have access to Schoology.

To start, go to: <https://parentportal.lausd.net>



# Accessing Schoology through the Parent Portal

1.

The screenshot shows the Los Angeles Unified School District Parent Portal. At the top, there is a navigation bar with links for 'About Los Angeles Unified', 'Find a School', 'Offices', 'Classic View', 'Families', 'Employees', and 'Board of Education'. Below the navigation bar is the district logo and the text 'LOS ANGELES UNIFIED SCHOOL DISTRICT'. The main content area features a 'Parent and Community Services' section with a row of buttons: Home, Parents, Community, Volunteers, Connections, Family & Book, and Contact Us. Below this is a 'Parent Portal Parent Resources' section with a 'Parent Portal' logo and a 'LOGIN / REGISTER' button. To the right is an 'Announcements' section with a list of postponed events: '26 POSTPONED - Parent Advisory Committee (PAC) Meeting #9', '30 POSTPONED - Communities at the Center of our Work: A Conversation with LAUSD Superintendent Austin', and '1 POSTPONED - Tech Talk - Microsoft Tools'.



# Accessing Schoology through the Parent Portal


2.



## My Students

Click on the name of each student to view their personalized information and resources

3.



Student Name	Student ID	School	Grade	Enrollment Status	Remove	Verified
		High School		Y	<a href="#">Remove</a>	Y

4.



[Grades & Assignments](#)



## Accessing Schoology through the Parent Portal

5.

Course Name
<a href="#">SPANISH 1B</a>
<a href="#">THEA LAB MS B</a>
<a href="#">COLLEGE EDS</a>
<a href="#">HEALTH JH</a>
<a href="#">H ACC CC MATH 7B</a>



Click on any **Course Name** assigned to your child.

If this is your first time linking Parent Portal to Schoology, you will be asked to enter your username and password. You will only need to do this once.



## Accessing Schoology through the Parent Portal

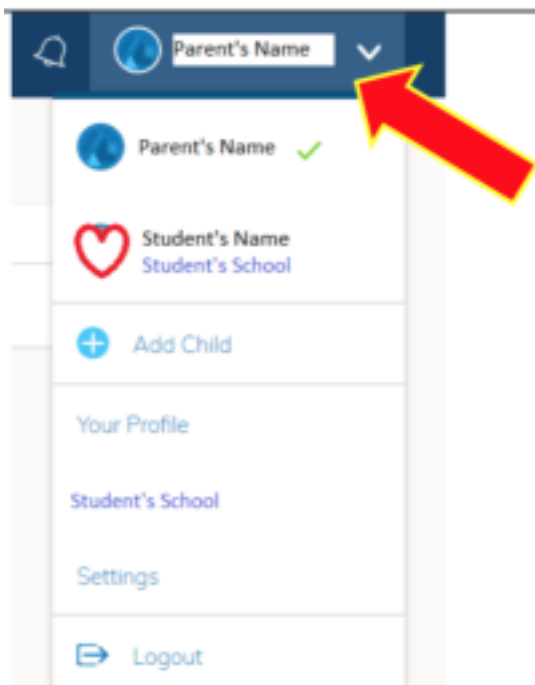
School	Period	Room	Instructor	Course Name
School Name	1	112	Teacher's Name <a href="mailto:teacheremail@lausd.net">teacheremail@lausd.net</a>	<a href="#">CC Math</a>
School Name	2	108	Teacher's Name <a href="mailto:teacheremail@lausd.net">teacheremail@lausd.net</a>	<a href="#">ENGLISH</a>
School Name	3	210	Teacher's Name <a href="mailto:teacheremail@lausd.net">teacheremail@lausd.net</a>	<a href="#">SCIENCE</a>
School Name	4	GYM	Teacher's Name <a href="mailto:teacheremail@lausd.net">teacheremail@lausd.net</a>	<a href="#">INTRO PE</a>
School Name	5	B-04	Teacher's Name <a href="mailto:teacheremail@lausd.net">teacheremail@lausd.net</a>	<a href="#">WHG</a>
School Name	6	B-01	Teacher's Name <a href="mailto:teacheremail@lausd.net">teacheremail@lausd.net</a>	<a href="#">INTEGRATED SCIENCE</a>
School Name	7	B-01	Teacher's Name <a href="mailto:teacheremail@lausd.net">teacheremail@lausd.net</a>	<a href="#">EXPLORATION SCIENCE</a>
School Name	8	M-2	Teacher's Name <a href="mailto:teacheremail@lausd.net">teacheremail@lausd.net</a>	<a href="#">ELECTIVE</a>

You can view your child's schedule and each teacher's email.

Click on a teacher's email address to send them a message.

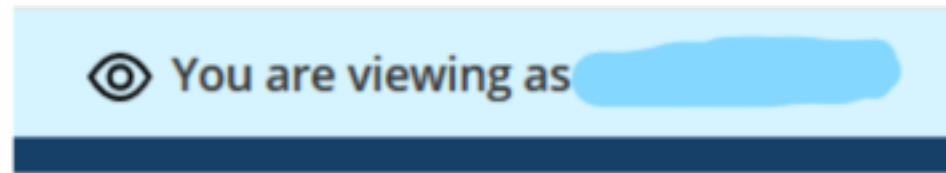


## Parent Portal and Schoology: Switching from Parent View to Student View



- In Schoology, to switch between parent view and student view, click on the **upper, right corner** of the Schoology page where your name is displayed.
- A drop down menu will appear.
- Select your student's name to see the assignment conversations your student sees.

## Parent Portal: Schoology View as Parent or Student



You will know that you are viewing Schoology as your child because on the top, right of the screen will show that you are viewing as your child's name.

*Note: To protect the privacy of other students in your child's classes, you will not be able to see other students' names or comments.*



## Parent Portal: Student Activity on Schoology

Student Activity · Enrollments

On the left side of the screen, you will see an option to view **Student Activity** or **Enrollments**.

**Student Activity** is a running record of announcements posted by your child's teachers and school staff.

**Enrollments** allows you to view announcements class by class.



## Parent Portal: Student's Recent Grades on Schoology

On the top, right side of the Schoology screen, view your child's **Recent Grades** for assignments, tests/quizzes and graded discussions.

Recent Grades	
Graded assignments	170
Graded tests/quizzes	24
Graded discussions	3

## Parent Portal: Student's Overdue Assignments on Schoology

Below Recent Grades, you will see **Overdue**. This section lets you know which assignments are overdue. Check with your child and/or inquire with your child's teacher about these assignments.

### Overdue

---

THURSDAY, FEBRUARY 13, 2020

---

 Medieval China Stations  
11:59 pm

FRIDAY, FEBRUARY 14, 2020

---

 The Golden Age of China/Chinese Inventions

FRIDAY, FEBRUARY 21, 2020

---

 Zheng He



# Parent Portal: Student's Recent Grades on Schoology

**Upcoming Events** lets you and your child know which assignments will be due soon.

## Upcoming

---

THURSDAY, MARCH 26, 2020


---

 website link - update led work  
11:59 pm

FRIDAY, MARCH 27, 2020

---

 Fondo Cultural - La Tomatina p. 156  
11:59 pm

 Monologue  
11:59 pm

 Personal Journey Itinerary



# Parent Portal Assistance

LAUSD Family Hotline/Helpdesk 213-443-1300

Local District East PACE Unit 323-224-3382

***Parent Portal Resources from the Office of Parent and Community Services:***

**Parent and Community Services PCSS Website:** <https://achieve.lausd.net/Page/10470>

**Video Guide:** [Creating a Parent Portal Account \(English with Spanish Closed Captions\)](#)

**Video Guide:** [Access Grades and Assignments from Parent Portal \(Video\) English with Spanish Closed Captions](#)

[Linking student using PIN \(English\)](#) [\(Spanish\)](#)

[Parent Portal FAQs \(English\)](#) [\(Spanish\)](#)



# PARENT PORTAL

LAUSD HELPDESK/ FAMILY HOTLINE

(213) 443-1300

6:00 a.m.-6:00p.m.

## Parent Portal PIN Security Clearance

The LAUSD agent will verify the following:

- √ Student's DOB (Date of Birth)
- √ Student's first and last name
- √ Grade Level
- √ Address
- √ Phone number
- √ Emergency contact phone number

SPANISH OPERATORS ARE AVAILABLE

LAUSD Agent/Employee will:

-verify parent identity through a Zoom meeting. The parent/legal guardian must show their Identification- ID (California ID, California Driver License, Consulate card, or Passport).

-provide the four-digit PIN verbally to the parent/legal guardian only if the parent/legal guardian responds to the questions and the parent/legal guardian provides their Identification (ID).

Parent Portal PINs cannot be given over the phone.

NOTE: This information was added based on frequently asked questions during the Q & A session.

# Accessing Schoology as a Student






# Accessing Schoology as a Student

[lms.lausd.net](https://lms.lausd.net)

A screenshot of the Schoology login page for Los Angeles Unified School District. The page has a dark blue header with the Los Angeles Unified School District logo in the center. Below the header, there is a red button labeled 'En Español'. The main content area is white and contains the text 'To Login to the Learning Management System, Schoology, please select an option below:'. Below this text are four blue buttons with white text and right-pointing arrows: 'Parents', 'Students', 'Employees', and 'K-2 Students QR Codes'. The 'K-2 Students QR Codes' button has a small QR code icon to its left. At the bottom of the page, there is a dark blue footer with the text 'Information Technology Division' and '© 2019 Los Angeles Unified School District'.



# Accessing Schoology as a Student

A screenshot of the Schoology login page for Los Angeles Unified School District. The page has a blue background on the left and a white background on the right. At the top right is the LAUSD logo, which is a circular seal with 'LOS ANGELES UNIFIED SCHOOL DISTRICT' and 'BOARD OF EDUCATION' around the perimeter, and a central emblem with a sun, a pencil, and two figures. Below the logo is the text 'Sign in with your organizational account'. There are two input fields: the first contains 'someone@example.com' and the second is labeled 'Password'. A blue 'Sign in' button is below the fields. At the bottom, there is a note: 'Enter your full LAUSD email address and password to Log In. e.g (msmith@lausd.net, mary.smith@lausd.net)'. In the bottom left corner of the white area, it says '© 2013 Microsoft Home'.



# Accessing Schoolology as a K-2 Student

\*Some schools distributed QR Codes to K-2 students

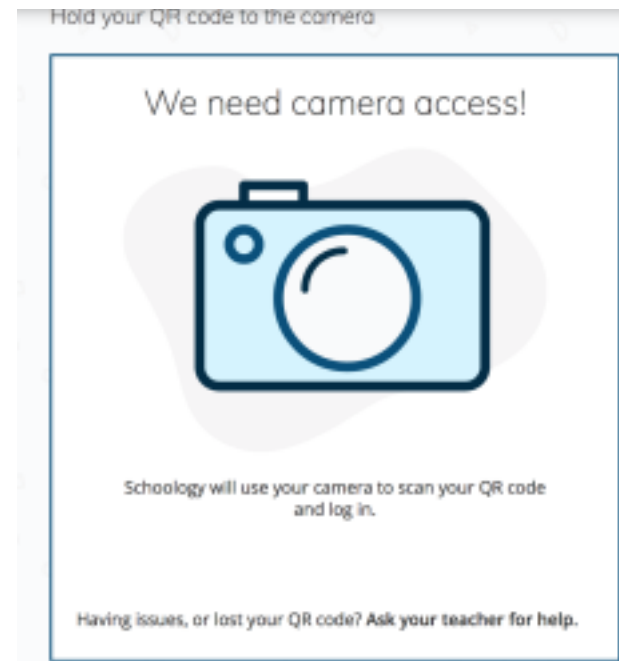
1.



2.



3.



## *Reminder*

### **Access to this Presentation**

- We invite you take pictures of slides.
- This information will be available to school staff.
- We will post this presentation on the



**Local District East Parent and Community  
Engagement PACE Website Link:**

**[bit.ly/LDEastPACE](https://bit.ly/LDEastPACE)**

**Or <https://achieve.lausd.net/Page/9211>**



# Accessing Clever as a Student



# Accessing Clever as a Student

\*Go to Clever LAUSD

[www.clever.com](http://www.clever.com)

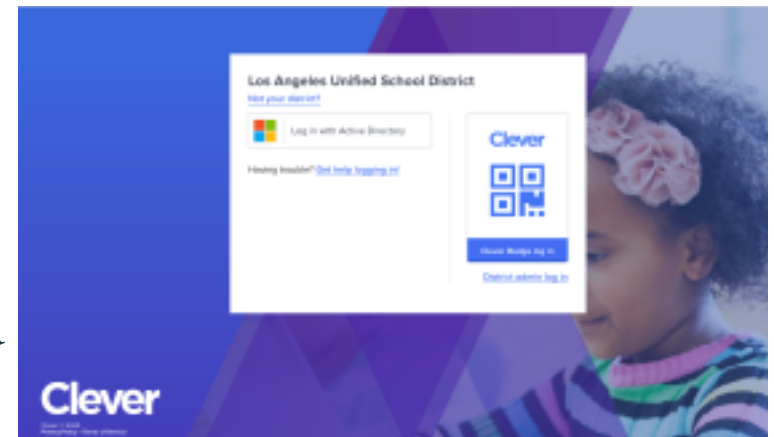
\*Student will need to use



their QR Code “Clever Badge” provided by their school

\*Allow the camera to read the QR Code.

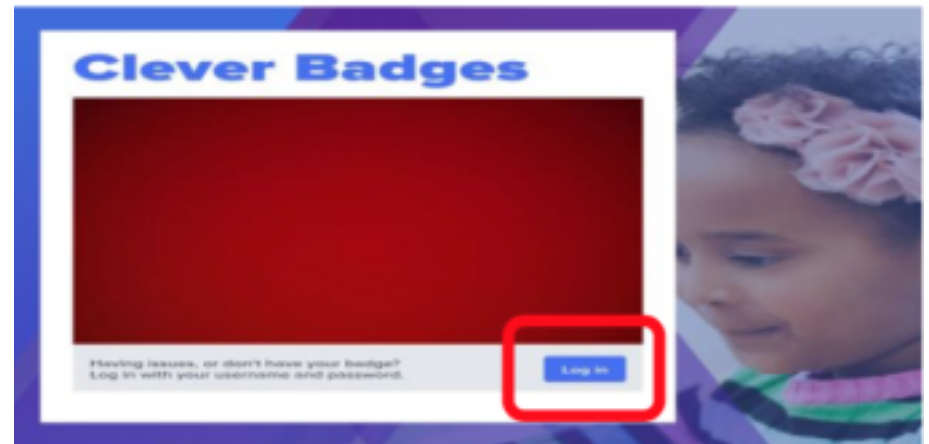
NOTE: LA Unified does not endorse this product. This information is being provided as a resource for families and is not required as part of the District's instructional program.



# Accessing Clever as a Student

## Log in Tab

If the site is unable to recognize the Clever Badge, you will be asked to use the **Log in** tab found at the bottom, right corner of the page and type the sign-in provided by your school site.

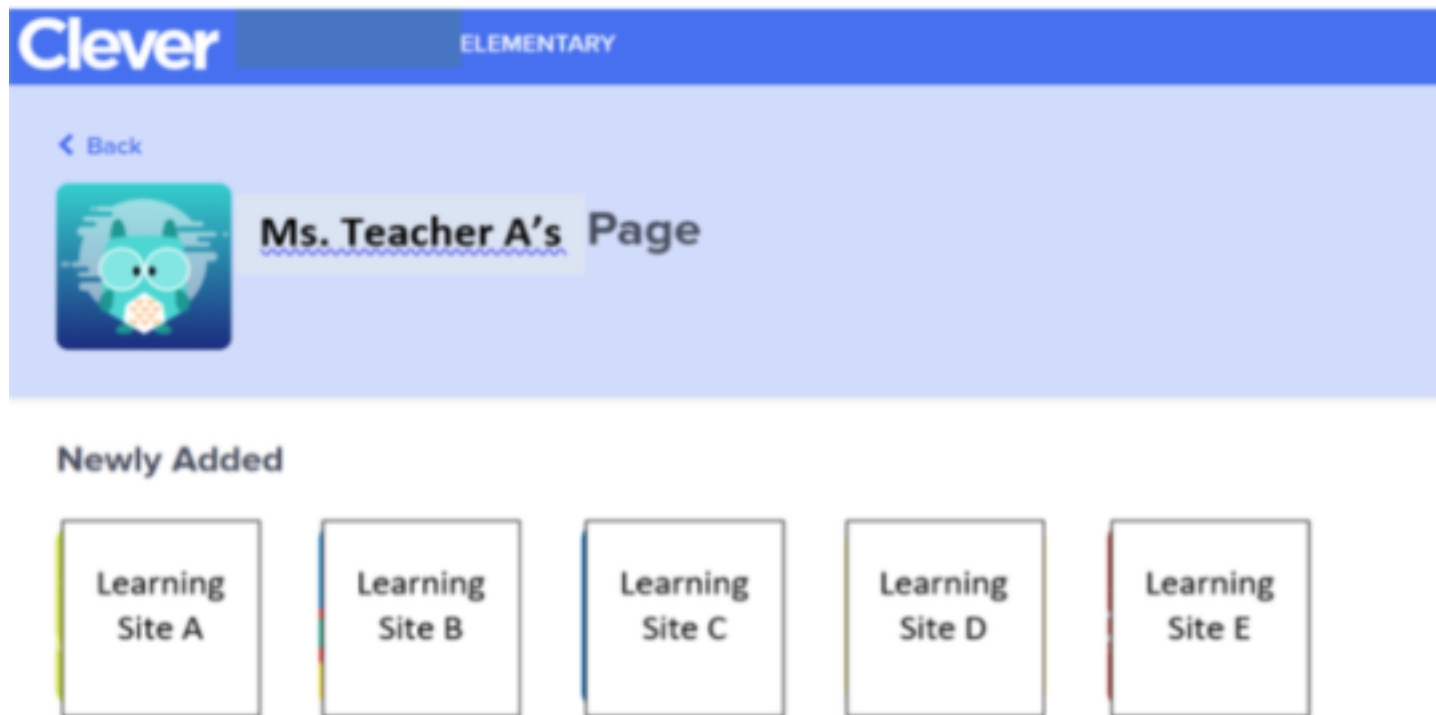


# Accessing Clever as a Student

## Select Teacher's Page

The screenshot shows the Clever login interface for a student at Avenue Elementary. The top navigation bar includes the Clever logo, the school name 'AVENUE ELEMENTARY', a search bar, and a user profile icon labeled 'A'. A notification box for the 'Clever extension' is visible, with the text 'Get the Clever extension for one-click access to any program.' Below the notification, the 'Teacher Pages' section displays four teacher icons, each with a name underneath: Ms. Teacher A, Mr. Teacher B, Ms. Teacher C, and Mr. Teacher D. The icon for Ms. Teacher A is highlighted with a blue circle.

# Clever- Teacher's Page



The screenshot shows the Clever Elementary interface. At the top, the Clever logo is on the left and 'ELEMENTARY' is on the right. Below the logo is a blue bar with a white arrow and the text '< Back'. To the left of the main content is a circular profile picture of a green owl with large eyes. To the right of the profile picture is the text 'Ms. Teacher A's Page'. Below this is a section titled 'Newly Added' which contains five white rectangular boxes with black text, each labeled 'Learning Site A', 'Learning Site B', 'Learning Site C', 'Learning Site D', and 'Learning Site E' respectively. Each box has a thin colored border on its left side.

# Clever Example

The screenshot displays the Clever LMS interface. At the top is a blue header with the Clever logo on the left and 'Portal' with a notification bell icon on the right. Below the header is a grid of 14 educational resource tiles, arranged in two rows of seven. Each tile features a colorful icon or logo, a title, and the provider's name. Some tiles also include a 'DISTRICT' label at the bottom.

Icon	Title	Provider	District Label
	AMPLIFY		
	Literacy Center/Eng. & Sp.		
	EPIC		
	Sentence song video		
	Books in Spanish & English		
	Phonetic Books to read		
	Starfall English		
	BASHO AND FRIENDS/ videos		
	Benchmark Education Company		DISTRICT
	pbskids		
	Los Angeles Public Library		
	BrainPOP		DISTRICT
	BrainPOP ELL		DISTRICT
	ABCYA		

## Clever Support

For support with Clever, please email:

[enterprise-support@clever.com](mailto:enterprise-support@clever.com)

NOTE: LA Unified does not endorse this product. This information is being provided as a resource for families and is not required as part of the District's instructional program.

# Accessing Google Classroom as a Student



Classroom



# Accessing Google Classroom as a Student



Classroom

## 1. Student signs into Google

They use their LAUSD email known as their mymail account [mymail@lausd.net](mailto:mymail@lausd.net) and password



NOTE: LA Unified does not endorse this product. This information is being provided as a resource for families and is not required as part of the District's instructional program.

## Accessing Google Classroom as a Student

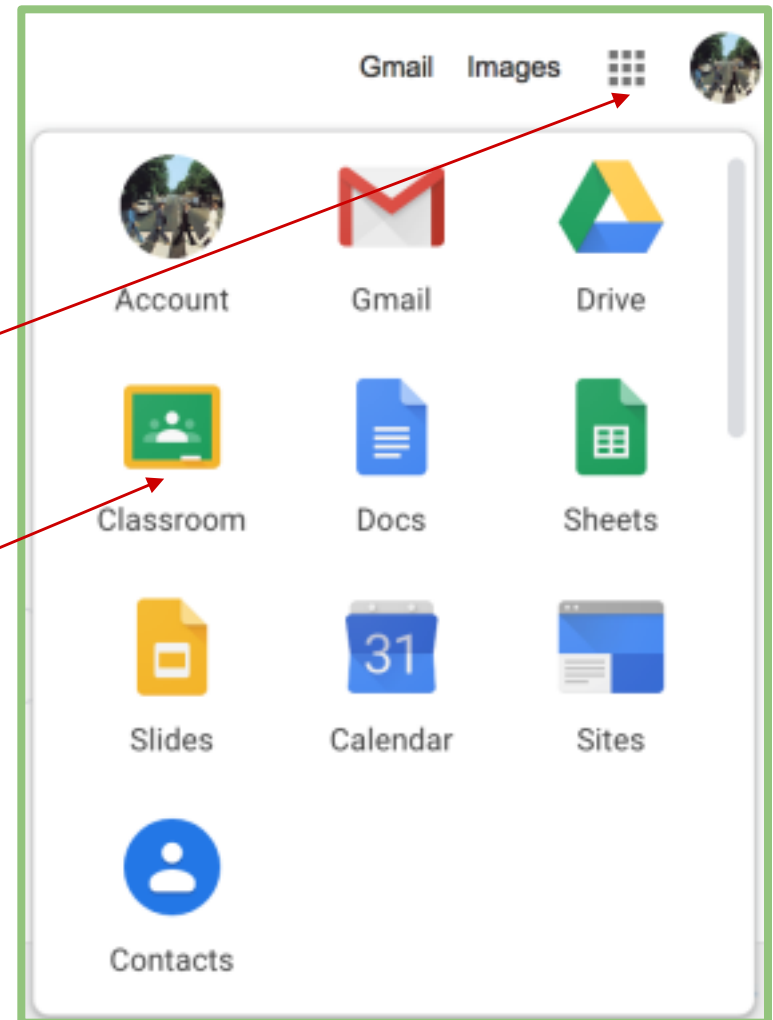
2. Go to the top, right corner and click on:



3. Select Google Classroom



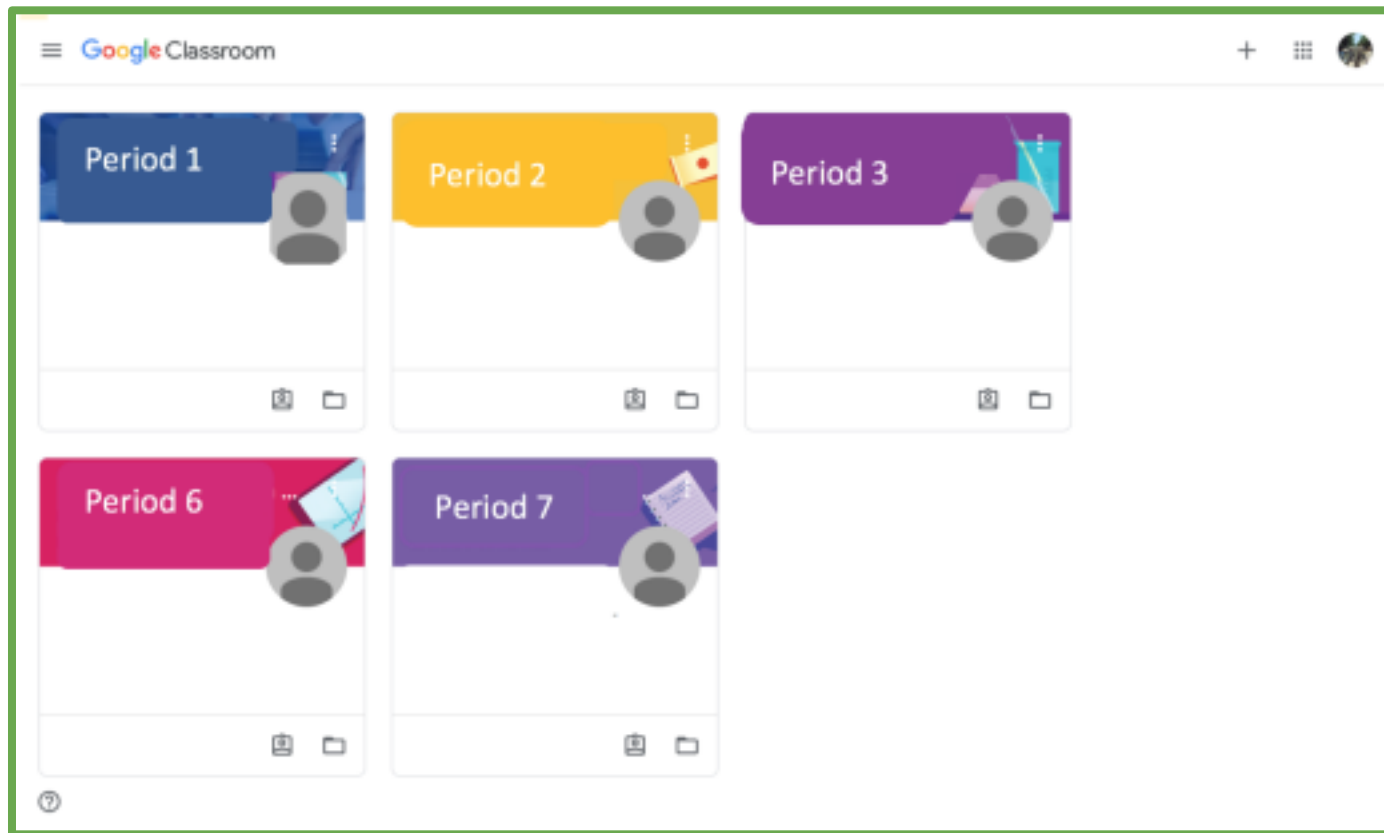
Classroom



# Google Classroom Example

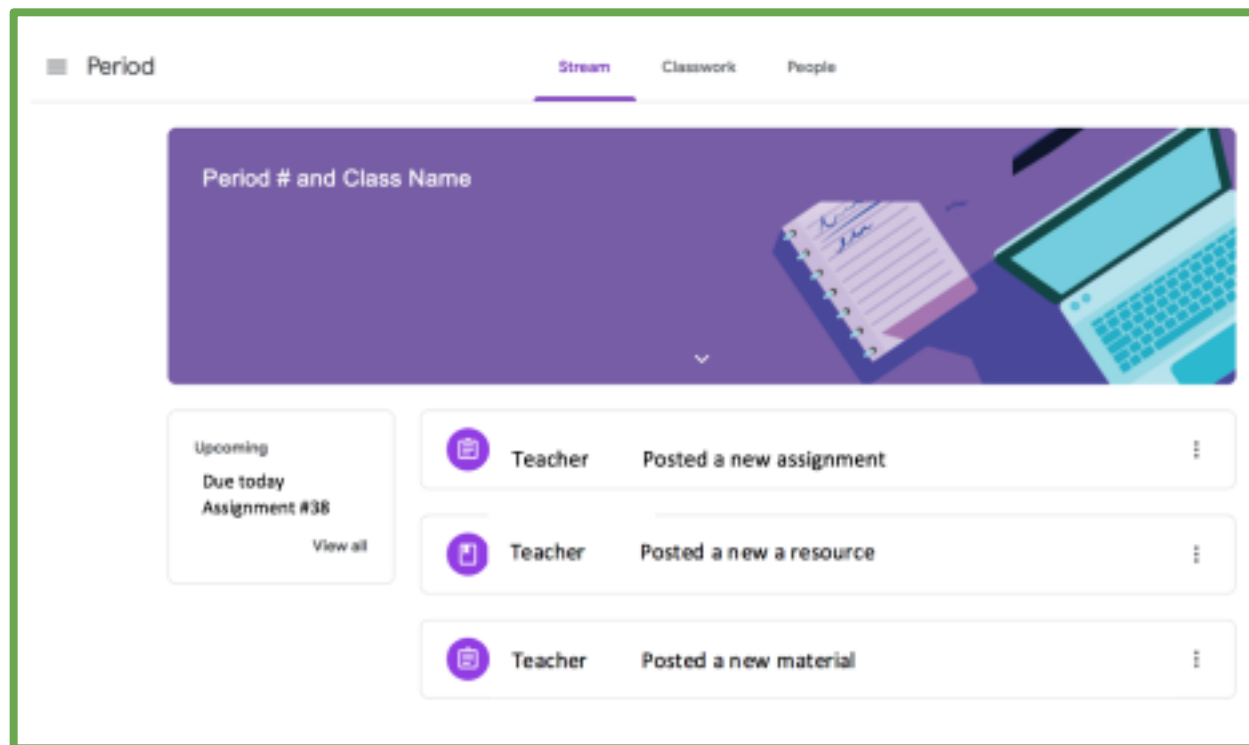


Classroom



# Google Classroom

## Selecting an Assignment



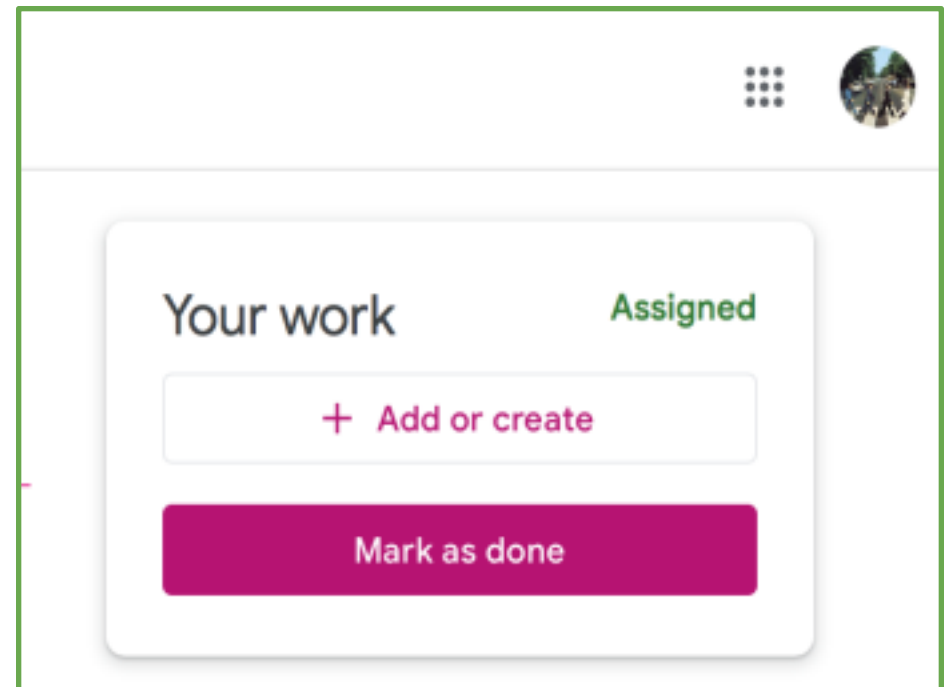
# Google Classroom

## Turning in Assignments

Students can turn in their work  
by:

- \* Selecting an assignment
- \* Selecting **“Add or create”**  
assignment
- \* Selecting **“Mark as done”**

NOTE: LA Unified does not endorse this product. This information is being provided as a resource for families and is not required as part of the District's instructional program.



# **Technology Resources, Instructional Programs, Tips for Parents, and More!**



## Access to this Presentation

- We invite you take pictures of slides.
- This information will be available to school staff.
- We will post this presentation on the



**Local District East Parent and Community  
Engagement PACE Website Link:**

**[bit.ly/LDEastPACE](https://bit.ly/LDEastPACE)**

**Or <https://achieve.lausd.net/Page/9211>**

## Technology Resources



[PBSsocial](#) - PBS Programming Resources for Parents




[ABC Mouse](#)- Provides Lessons Pre K-2 in ELA & Math



[Benchmark Universe](#)- Benchmark Universe Library

Source: LAUSD Home Continuity of Learning: Parents @Home Presentation

[Khan Academy](#) - Khan academy provides home teaching links for all grade levels.

[ST Math/Jiji](#) - ST Math is a web-based visual instructional program  leads to deep conceptual understanding of math.

[Everyday Math](#)- Provides lessons and activities parents can do at home using items from home.






## ST Math (Jiji Math)


If you are having trouble accessing ST Math on a Chromebook, this might help:

1. Settings (top, right)
2. Privacy and Security
3. Site Settings
4. Scroll down to: “Flash”
5. On ST Math- Allow Flash
6. On ST Math- Allow local data storage
7. On ST Math- Click: Allow



# Amplify Reading

Amplify Reading offers interactive phonemic awareness, phonics, fluency, reading comprehension games and quizzes.



# Amplify Reading Videos for Parents


*Videos in English: How to get your child started with Amplify Reading at home*

Grades: K-2 video

<https://youtu.be/E7w5ygxSHY4>

Grades: 3-5 video

[https://youtu.be/Wr9s2qu15\\_U](https://youtu.be/Wr9s2qu15_U)



# Khan Academy

khanacademy.org



Create a free account or choose from the options at the bottom of the screen.

NOTE: LA Unified does not endorse this product. This information is being provided as a resource for families and is not required as part of the District's instructional program.

resources: [Daily schedules for students ages 2-18](#) & [remote learning resources](#). Want to help us help others? We are a nonprofit. Please consider making a donation.

Courses  [Donate](#) [Login](#) [Sign up](#)

Math	Math by grade	Science & engineering	Arts & humanities	Test prep
Early math	Preschool	Physics	US history	SAT
Arithmetic	Kindergarten	AP® Physics 1	AP® US History	LSAT
Pre-algebra	1st grade	AP® Physics 2	World history	Praxis Core
Algebra 1	2nd grade	Cosmology & astronomy	AP® World History	MCAT
Geometry	3rd grade	Chemistry	US government and civics	GMAT
Algebra 2	4th grade	AP® Chemistry beta	AP® US Government & Politics	IIT JEE
Trigonometry	5th grade	AP® Chemistry	Art history	NCLEX-RN
Precalculus	6th grade	Organic chemistry	AP® Art History	College, careers, & more
Statistics & probability	7th grade	Biology	Grammar	College admissions
AP® Calculus AB	8th grade	High school biology	Storytelling	Careers
AP® Calculus BC	Illustrative Mathematics	AP® Biology	Economics & finance	Personal finance
AP® Statistics	Eureka Math/EngageNY	Health & medicine	Macroeconomics	Entrepreneurship
Multivariable calculus	High school	Electrical engineering		



# Tips for Parents and Families

## Technology

- Make sure you have a charging cord/AC power cord to charge the tech device
- Ensure your device is fully charged and connected to your WiFi or hotspot
- Have your son/daughter keep their Mymail Account written with the password (in a safe place)
- Check-in with teacher(s) through the Parent Portal or email them if you have any questions



# Tips for Parents and Families

## Technology Continued

- Use a calendar to keep track of assignments and Zoom meetings (if any) with Meeting ID and Password information
- Have a place at home where your child will be able to work with few or no interruptions
- Ask your child about his/her work
- Check your child's progress frequently on the Parent Portal if you have an account (if you would like one, we can help)

Local District East PACE 323-224-3382

# Free Educational Resources on

## PBS & Online

### Channels

28.1

50.1

58.1



## AT-HOME LEARNING

A CALIFORNIA PUBLIC EDUCATION PARTNERSHIP

**FREE educational resources available on PBS and online**

**Pre-K–3rd grade programs on PBS SoCal, Channel 50.1**

**Pre-K–12th grade programs on KLCS, Channel 58.1**

**9th–12th grade programs on KCET, Channel 28.1**

For more information, visit [LAUSD.net](http://LAUSD.net) and [ca.pbslearningmedia.org](http://ca.pbslearningmedia.org)

In partnership with Los Angeles-area PBS channels



PBS  
SOCAL

KCET

KLCSO



## APRENDIENDO EN CASA

UNA ASOCIACIÓN DE LA EDUCACIÓN PÚBLICA DE CALIFORNIA

**Recursos educativos GRATIS de los medios de comunicación, disponibles en PBS y en línea**

**Programas para Pre-K al 3 grado en PBS SoCal, canal 50.1**

**Programas para Pre-K al 12 grado en KLCS, canal 58.1**

**Programas para 9 al 12 grado en KCET, canal 28.1**

Para más información, visite [LAUSD.net](http://LAUSD.net) y [ca.pbslearningmedia.org](http://ca.pbslearningmedia.org)

En asociación con los canales de PBS del área de Los Ángeles



PBS  
SOCAL

KCET

KLCSO



## Los Angeles Unified School District

We are committed to providing the resources students, families and others needed to help teaching and learning continue during the COVID-19 crisis.

### Technology Resources for Families

#### Getting Online...

Explore various options for providing affordable home connectivity through the District and its partners.

- **Charter Spectrum** is providing free internet service to families of K-12 students. No income or other eligibility required. call **844-488-8395** to learn more.
- **Comcast** is offering similar services to households as an expansion of its *Internet Essentials* program. Learn more by calling **855-846-8376**.
- The non-profit **human-i-T** helps connect families and community-based organizations with internet connectivity and affordable computing devices. Learn more at [hitconnect.org](http://hitconnect.org) or send a text message to **(562) 372-6925**.
- The **City of Los Angeles** is partnering with the California Emerging Technology Fund and EveryoneOn to help residents find options for low-cost internet services, access to computers, and digital literacy services. Call **(877) 947-4321** to learn more.
- **AT&T** is offering two months free for new customers and lifting data caps on existing customers. Call **844-886-4258**.
- **T Mobile** is offering 20GB of hotspot data for existing customers for the next 60 days. Call **800-937-8997** to learn more.

#### Get Help...

Call **213-443-1300** with questions related to school closures.  
Get help online at [achieve.lausd.net/chat](https://achieve.lausd.net/chat)

# LAUSD Hotline for Tech Support

# 213-443-1300



## Distrito Escolar Unificado de Los Angeles

Estamos comprometidos a proporcionar los recursos que los estudiantes, las familias y otros necesitan para ayudar a que la enseñanza y el aprendizaje continúen durante la crisis de COVID-19.

### Recursos tecnológicos para familias

#### Conectarse...

Explore varias opciones para proporcionar conectividad doméstica accesible a través del Distrito y sus socios.

- **Charter Spectrum** ofrece servicio gratuito de Internet a familias. No se requieren ingresos u otra elegibilidad. Llame a **844-488-8395** para aprender más.
- **Comcast** ofrece servicios similares a los hogares como una expansión de su programa de Internet Essentials. Llame al **855-846-8376** para aprender más.
- **Human-i-T**, una organización sin fines de lucro, ayuda a conectar a las familias con conectividad a Internet y aparatos a bajo costo. Obtenga más información en [hitconnect.org](http://hitconnect.org) o envíe un mensaje de texto al **(562) 372-6925**.
- La **ciudad de Los Angeles** se está asociando con California Emerging Technology Fund y EveryoneOn para ayudar a los residentes a encontrar opciones de servicios. Llame al **(877) 947-4321** para aprender más.
- **AT&T** ofrece dos meses gratis para nuevos clientes y levanta los límites de datos para clientes existentes. Llame al **844-886-4258**.
- **T Mobile** ofrece 20GB de datos 'hotspot' para clientes existentes para los próximos 60 días. Llame al **800-937-8997** para aprender más.

#### Obtener Ayuda...

Llame al **213-443-1300** con preguntas sobre el cierre de escuelas.  
Obtener ayuda en [achieve.lausd.net/chat](https://achieve.lausd.net/chat)



# LAUSD Hotlines

## Hotlines

**For families: (213) 443-1300**  
**For employees: (213) 241-2700**

The hotline is open 6 a.m. to 6 p.m.  
Monday through Saturday.  
Please feel free to call with any  
questions about the COVID-19 virus.



LOS ANGELES UNIFIED SCHOOL DISTRICT

**MENTAL** HEALTH  
HOTLINE

**Students & Families  
Need help?**  
Call 213-241-3840  
for a consultation,  
support & referrals  
Weekdays 6 am-6 pm

The graphic features a yellow background with a red border. At the top, a red banner contains the text 'LOS ANGELES UNIFIED SCHOOL DISTRICT'. Below this, the word 'MENTAL' is written in large white letters on an orange background, followed by 'HEALTH' in white on a green background and 'HOTLINE' in white on a blue background. In the center, there is an illustration of a woman with dark hair in a bun, wearing a blue headset and a red shirt, sitting at a white laptop. To her right, a white speech bubble contains the text: 'Students & Families Need help? Call 213-241-3840 for a consultation, support & referrals Weekdays 6 am-6 pm'.



# Job Aids for Parents and Families

Available in English and Spanish



Use this link to see job aids (guides):

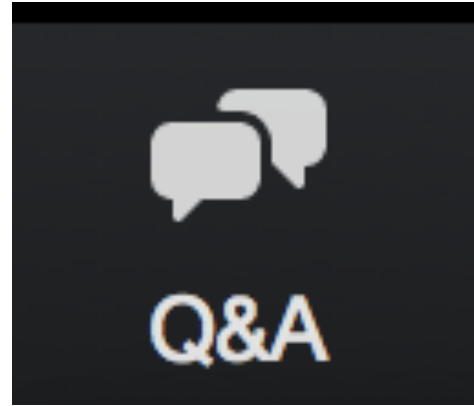
<https://achieve.lausd.net/Page/9211>

- Set-up a Chromebook
- Clever
- Guide to Creating an Email Account
- Guide to Navigating *Schoology* through the Parent Portal (as a parent/legal guardian)
- Guide to a Zoom Meeting

**Click on LINKS below for Job Aids**

Clever Job Aid  
Clever Job Aid 482020\_span  
Job Aid Parents Guide to a Zoom Meeting 041520 with interpretation\_span  
Job Aid Parents Guide to a Zoom Meeting 041520  
Job Aid Parents Guide to a Zoom Meeting 041520\_span  
Job Aid Parents Guide to Creating an Email Account  
Job Aid Parents Guide to Creating an Email Account\_span  
Job Aid Parents Guide to Navigating Schoology through Parent Portal  
Job Aid Parents Guide to Navigating Schoology through Parent Portal\_span  
JOB AID-SET UP CHROMEBOOK 422020\_span  
JOB AID-SET UP CHROMEBOOK eng

**We thank the LAUSD Office of Parent and Community Services (PCS)  
for these excellent resources!**



# Question and Answer Session



## Local District East

### Parent And Community Engagement (PACE) Unit



*Thank you!*

**Elsa Tinoco, Parent and Community Engagement Administrator  
Laura Bañuelos and Veronica Ciafone, Parent Educator Coaches  
Jackie Carrillo and Marta Galicia-Garcia, Local District East  
Community Representatives**